

# VizComm™ Prime



## Quick-Start Instruction Guide




### Front of Housing

- |                  |                |
|------------------|----------------|
| 1. Start Button  | 3. LCD Display |
| 2. Battery Level | 4. LED         |

### Starting the Monitor

1. Press and hold the **green** Start button **(1)** for several seconds until the spinning initialization icon  is visible on the LCD display.
2. The LED **(4)** will blink **green** rapidly for a few seconds.
3. PLACE ON SHIPMENT when the sun icon  is visible on the LCD display.
4. DO NOT USE THE MONITOR if the sun icon is **NOT** visible and/or the LED **(4)** blinks **red**.

### Checking the Battery Level

1. Press and release the black button **(2)**.
2. The battery level  % will be displayed.

[sensitech.com](http://sensitech.com)



Sensitech Inc. • 800 Cummings Center, Suite 258X • Beverly, MA 01915 • 1-800-843-8367 • +1-978-927-7033 • Fax 978-921-2112 • [clientservices@sensitech.com](mailto:clientservices@sensitech.com)  
Sensitech EMEA • Tel: +31 (0)252 211 108 • Fax: +31 (0)252 231 032 • [info@sensitech.eu](mailto:info@sensitech.eu)  
© 2017 Sensitech Inc. All Rights Reserved.



T83006665 Rev. B • 7 Sep 2017

# VizComm™ Prime



## Quick-Start Instruction Guide




### Front of Housing

- |                  |                |
|------------------|----------------|
| 1. Start Button  | 3. LCD Display |
| 2. Battery Level | 4. LED         |

### Starting the Monitor

1. Press and hold the **green** Start button **(1)** for several seconds until the spinning initialization icon  is visible on the LCD display.
2. The LED **(4)** will blink **green** rapidly for a few seconds.
3. PLACE ON SHIPMENT when the sun icon  is visible on the LCD display.
4. DO NOT USE THE MONITOR if the sun icon is **NOT** visible and/or the LED **(4)** blinks **red**.

### Checking the Battery Level

1. Press and release the black button **(2)**.
2. The battery level  % will be displayed.

[sensitech.com](http://sensitech.com)



Sensitech Inc. • 800 Cummings Center, Suite 258X • Beverly, MA 01915 • 1-800-843-8367 • +1-978-927-7033 • Fax 978-921-2112 • [clientservices@sensitech.com](mailto:clientservices@sensitech.com)  
Sensitech EMEA • Tel: +31 (0)252 211 108 • Fax: +31 (0)252 231 032 • [info@sensitech.eu](mailto:info@sensitech.eu)  
© 2017 Sensitech Inc. All Rights Reserved.



T83006665 Rev. B • 7 Sep 2017